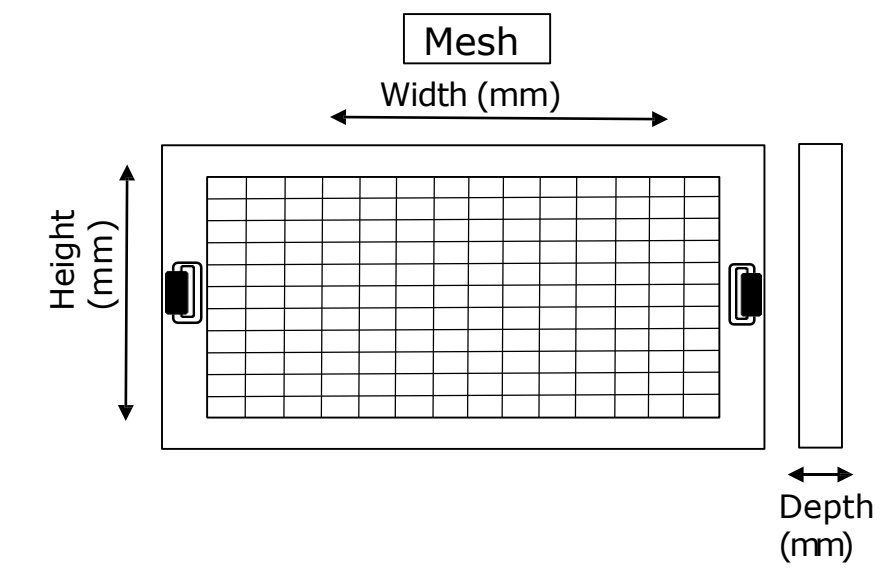


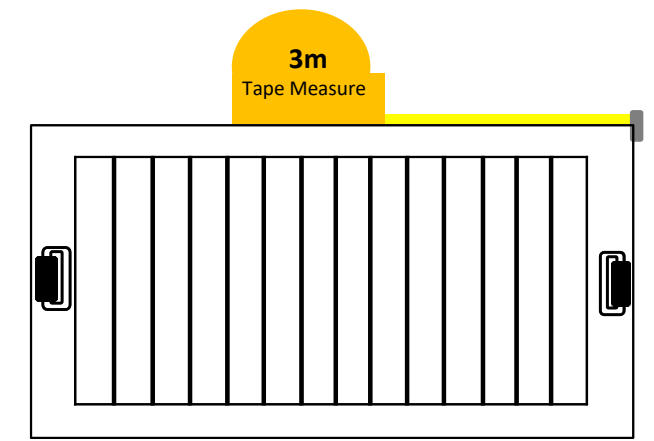
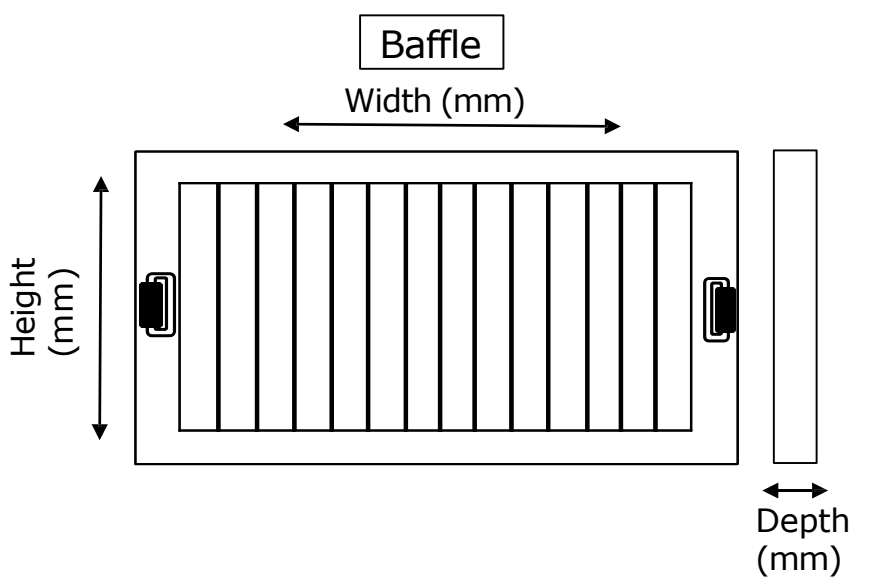
How to measure filters and knowing the difference



Place the end of the tape measure against the edge of the filter, ensuring that the hook of the tape measure is pulled flush against the outside of the filter.

Then drag the tape measure along. When you get to the other end of the filter, take the reading in **mm**.

Do this for Height, Width and Depth, as shown in the diagrams to the left.



Each filter is designed to fit in the canopy a certain way, meaning it must be correctly measured. Getting the height and width mixed up may let you put the filter in the canopy, but it won't work properly, becoming a fire risk!

Things you need to know:

1. You can *NEVER* swap mesh and baffle filters. They *MUST* be like for like or they won't work properly!
2. The Height is always measured on the vertical of how they sit in a canopy - look out for handles and holes on mesh filters; baffles are much easier as the height is always measured vertically with the lines!

